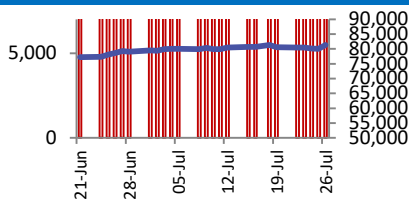
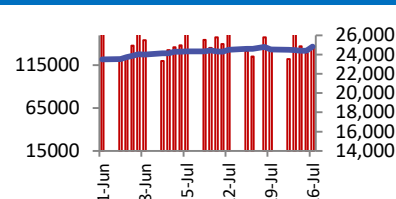


BSE



Open	80159
High	81427
Low	80014
Close	81333
Change	1293
Volume (Lacs)	12825
Turnover (Rs.inCr)	12221

NSE



Open	24423
High	24861
Low	24411
Close	24835
Change	429
Volume(Lacs)	64184
Turnover(Rs.in Cr)	136773

World Markets	Current	Previous	Pt. Chg	Var(%)
Dow	40589	39935	654	1.6%
Dow Futures	40985	40831	154	0.4%
Nasdaq	17358	17182	176	1.0%
FTSE	8286	8186	100	1.2%
Nikkei	38405	37667	738	2.0%
Hang Seng	17199	17021	178	1.0%
Gift Nifty	25077	24960	117	0.5%
Straits Singapore	3452	3426	26	0.8%
South Korea	2764	2732	32	1.2%
Taiwan	22244	22119	125	0.6%
Shanghai	2888	2891	(3)	-0.1%

Commodity Prices	Current	Previous	Pt. Chg	Var(%)
Copper (\$/MT)	9111	9122	(11.0)	-0.1%
Alumin (\$/MT)	2289	2271	18.0	0.8%
Zinc (\$/MT)	2669	2681	(12.0)	-0.4%
Brent Crude (\$/bbl)	81.0	81.0	0.0	0.0%
Gold (\$/Ounce)	2392	2387	5.0	0.2%
Silver (\$/Ounce)	28.0	28.0	0.0	0.0%
Light Crude (\$/bbl)	77.0	77.0	0.0	0.0%
N G (\$/mmbtu)	2.0	2.0	0.0	0.0%
Sugar (\$/MT)	527.0	531.0	(4.0)	-0.8%
Rubber (Rs./kg)	219.0	216.0	3.0	1.4%
Baltic Dry Index	1808	1834	(26.0)	-1.4%

Currency Exchange Rate	Current	Previous	Var(%)
Rs./ \$ rate	83.73	83.71	0.02%
Rs./ Euro	90.88	90.83	0.06%
Rs./Chinese Yuan	11.54	11.55	-0.09%
Yen / \$ rate	153.30	153.76	-0.30%
\$ US/Euro	1.09	1.09	0.00%

Dollar Index	Current	Previous	Var(%)
Dollar Index	105.26	105.28	-0.02%

Support/ Resistance Levels for Today		
	Nifty	Bank Nifty Fut
Support 1	24740	51000
Support 2	24640	50740
Resistance	25000	51570

Securities in Ban For Trade
NIL

Market Review

US: Wall Street continued its upward trend as riskier segments of the stock market received an additional boost on Friday. All major sectors in the S&P 500 saw gains, fuelled by optimism that the Fed's potential easing cycle will enhance prospects for corporate America.

Asia: Markets in the Asia-Pacific region rebounded from a three-day decline on Monday as investors await policy decisions from several central banks, due to be published this week.

India India's benchmark equity indices snapped five consecutive days of fall to end at their highest closing levels on Friday. On a weekly basis, the Nifty recorded its best streak of weekly gains since eight weeks ended Jan. 22, 2018. **Market is expected to open gap up and likely to witness positive move during the day.**

Global Economy: Profits at China's industrial firms rose 3.5% in the first half of 2024 compared with the same period in 2023, official data showed on Saturday. The rise followed a 3.4% rise for January-May. The data covers firms with annual revenues of at least 20 million yuan (\$2.75 million) from their main operations. China's economy expanded much more slowly than expected in the second quarter of 2024, the latest GDP data showed this month, reflecting sluggish domestic demand and a protracted property downturn.

Vietnam received foreign investment inflows of \$12.55 billion from the start of the year to July 20, up 8.4% from the corresponding period a year earlier, the planning and investment ministry said on Saturday. Foreign investment pledges, which indicate the size of future inflows, rose 10.9% in the period to \$18 billion. 70% of Foreign investment pledges were to be invested in manufacturing and processing, while 16% targeted real estate. Singapore was the top source of foreign investment pledges, followed by Hong Kong and Japan.

Commodities Gold prices rose on Monday amidst expectations of a U.S. rate cut in September and heightened Middle Eastern tensions. The Indian market saw high gold premiums due to slashed import duties.

Oil prices rose on Monday, paring last week's loss, on fears of a widening conflict in the Middle East following a rocket strike in the Israeli-occupied Golan Heights, which Israel and the United States blamed on Lebanese armed group Hezbollah.

Currency The yen ticked lower on Monday after a week when it surged to its strongest in 12 weeks against the dollar, as a recovery in equity markets sapped demand for the currency as a safe haven.

FII Derivative Transactions (Rs. Cr)

Contracts	Purchase		Sell		Net	Open Interest (OI)		OI (Previous day)		Change	
	Contract	Value	Contract	Value		Contract	Value	Contract	Value	Contract	Value
Index Future	136001	8760	66227	4394	4366	521179	34523	462070	30363	59109	4160
Index Option	19021585	1267659	18761811	1252808	14851	6027835	397980	3646578	243179	2381257	154801
Stock Future	504562	39933	415352	32859	7074	4072755	318026	4084011	312983	(11256)	5043
Stock Option	509383	40934	518497	41717	(783)	252915	20229	119917	9372	132998	10857
Total	20171531	1357286	19761887	1331778	25508	10874684	770758	8312576	595897	2562108	174861

FII All Activity-BBG (Rs Cr)	Buy	Sell	Net
19-Jul-24	16143	14319	1824
22-Jul-24	21445	13099	8347
23-Jul-24	15527	17075	(1548)
24-Jul-24	17143	20651	(3508)
25-Jul-24	17721	19919	(2198)
Month to date- July	305449	273314	32135
FII (Prov.) (Rs Cr)	Buy	Sell	Net
22-Jul-24	16970	13526	3444
23-Jul-24	14331	17306	(2975)
24-Jul-24	16122	21253	(5131)
25-Jul-24	14683	17288	(2605)
26-Jul-24	18201	15655	2546
Month to date-July	304072	287129	16943
DII (Prov.) (Rs. Cr)	Buy	Sell	Net
22-Jul-24	13553	15205	(1652)
23-Jul-24	17799	16381	1419
24-Jul-24	17787	14650	3137
25-Jul-24	15760	13328	2432
26-Jul-24	18856	16082	2774
Month to date-July	286434	277545	8889
FII Debt - BBG (Rs. Cr)	Buy	Sell	Net
19-Jul-24	2375	785	1590
22-Jul-24	2375	2339	36
23-Jul-24	3165	700	2465
24-Jul-24	1847	1663	184
25-Jul-24	2102	728	1375
Month to date- July	36108	19092	17015

Market Breadth	BSE		NSE	
	No.	%	No.	%
Advance	2595	64%	1789	66%
Decline	1354	34%	875	32%
Unchanged	91	2%	53	2%

Market Turnover	26-Jul	25-Jul	Var (%)
BSE Cash	12221	9747	25%
NSE Cash	136773	129363	6%
NSE Futures	205216	400458	-49%
NSE Options	13632065	44619736	-69%
Total (Rs.Cr)	13986275	45159304	-69%

Volatility Index	26-Jul	25-Jul
Volatility Index	12.25	12.62

Index PE - TTM	26-Jul	Yr. High	Yr. Low
Sensex	24.3	26.0	21.8
Nifty	23.4	28.8	20.3

Corporate News

Karnataka Bank partners with ICICI Lombard General Insurance

Karnataka Bank has partnered with ICICI Lombard General Insurance Co Ltd to offer enhanced insurance solutions and customer benefits to its patrons. A media statement said the offerings through this tie-up include health insurance, motor insurance, travel insurance, home insurance catering to the diverse insurance needs of individuals and businesses alike. (BS)

Chandigarh revokes building plans, OC of Godrej Properties' commercial project

The government of Union Territory of Chandigarh has revoked building plans and occupation certificate of a commercial project of Godrej Properties in the city. Godrej Properties said the revocation is on alleged violations of conditions of environmental clearance regarding obtaining permission from the Standing Committee of National Board for Wildlife. The company, which is part of Godrej Industries Group, is one of the leading real estate developers in the country. (ET)

Economy

Government to buy all masur, urad and tur dal produced by farmers

The government decided to procure all tur, urad, and masur dal produced by farmers through the e-Samridhi platform, stated Agriculture Minister Shivraj Singh Chouhan in Rajya Sabha. Additionally, Chouhan highlighted that the Modi-led government had the highest MSP purchases compared to previous administrations and addressed demands for MSP for tea and coffee growers. (ET)

International

Aon reports solid Q2 growth

Aon plc a leading global professional services firm, reported a robust second quarter in 2024, with total organic revenue growth of 6% and significant contributions from its recent acquisition of NFP. The company is successfully executing its 3x3 plan, focusing on Risk Capital and Human Capital solutions, and is on track to deliver double-digit free cash flow growth. Aon also announced the appointment of Edmund Reese as the new CFO effective July 29. (ET)

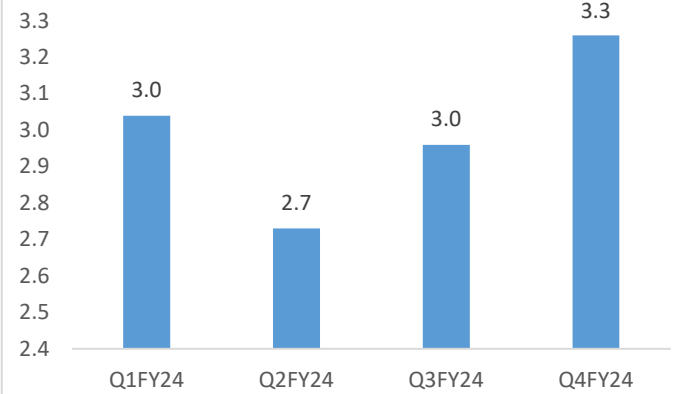
Top 5 Nifty Gainers	26-Jul	25-Jul	Var(%)
SHRIRAMFIN	2925	2679	9.2%
DIVISLAB	4791	4547	5.4%
CIPLA	1575	1500	5.0%
BHARTIARTL	1514	1449	4.5%
APOLLOHOSP	6665	6386	4.4%
Top 5 Nifty Losers	26-Jul	25-Jul	Var(%)
ONGC	332	336	-1.3%
NESTLEIND	2477	2481	-0.2%

BSE Index Watch	Last	1 day	1 wk	1 mth	1 yr
SENSEX	81333	1.6%	0.9%	2.9%	22.9%
MIDCAP	47707	2.1%	3.1%	3.4%	58.2%
SMLCAP	54294	1.0%	3.5%	4.2%	57.2%
AUTO	59235	2.3%	4.8%	3.4%	66.2%
BANKEX	58639	0.9%	-2.5%	-1.7%	14.3%
Capital Goods	73396	1.5%	2.5%	1.5%	68.8%
FMCG	22693	0.9%	2.9%	10.4%	19.0%
Health Care	40177	2.1%	5.3%	8.3%	44.8%
IT	41837	2.2%	3.0%	13.2%	40.0%
METAL	32262	3.2%	2.4%	-2.4%	48.0%
Oil & Gas	31862	0.2%	3.4%	8.1%	65.8%
Power	8136	1.7%	5.5%	2.3%	90.1%
Realty	8413	1.1%	-1.7%	-2.6%	86.6%

NSE USD Futures	26-Jul	25-Jul	Var (%)
July Expiry (Rs./\$)	83.65	83.65	0.0%
August Expiry (Rs./\$)	83.73	83.75	0.0%
Total Turnover (Rs. Crore)	5973	2485	140%

Sectors	TTM PE
Auto	35.61
Auto Ancillary	53.69
Banking	15.08
Engineering	44.8
Cement	79.98
Diamonds & Jewellery	63.16
Housing Finance	25.19
Infrastructure & Const	35.37
Metals-Aluminium	41.51
Metal – Steel	19.17
Oil Expl.	16.82
Pharma	11.99
Power – Gen. Supp.	44.41
Information Tech.	25.91
Sugar	20.42
Telecom Serv. Prov.	92.22
Tyres	29.62

JK Lakshmi Cement quarterly sales volume (in MT)
(Sourc: Company Data)



10 year G-Sec Yield	Current	Previous	Change
US	4.17%	4.19%	(2) bps
Japan	1.05%	1.07%	(2) bps
India	6.94%	6.95%	(1) bps
UK	4.10%	4.13%	(3) bps
Libor 3 Mths	5.52%	5.53%	(1) bps

Indian Eco Data	Current	Previous	Var(%)
Forex Reserve (US\$ in bn)	654	652	0.3%
Inflation - WPI	3.36%	2.61%	75 bps
Inflation - CPI	5.08%	4.80%	28 bps

India GDP	Q4FY24	Q3FY24	Var(%)
Growth	7.76%	8.57%	(81) bps

Monetary Policy	Current	Previous	Change
Repo Rate	6.50%	6.50%	0 bps
Reverse Repo Rate	3.35%	3.35%	0 bps
CRR	4.50%	4.50%	0 bps
O/S Banking System Liquidity (Rs bn)	859	599	260.6

IIP Growth %	Jan-24	Jan-23	Apr-Feb
IIP	5.9	5.7	6.2
Mining	5.9	9.0	8.5
Manufacturing	3.2	4.5	5.7
Electricity	5.6	12.7	7.0

ADR Price Movement

Company	Price (US\$)	Volume	Previous Day Price	Volume	Variance (%)	No. of Share Per ADR	ADR Price (Rs.)	BSE Price	Variance (%)
Infosys Tech	22.79	15980203	22.01	11403698	3.54%	1	1908.15	1878.90	1.6%
Wipro	6.20	2974428	6.02	2048311	2.99%	1	519.11	524.80	-1.1%
Dr.Reddy's	81.22	250264	80.84	158314	0.47%	1	6800.35	6878.65	-1.1%
ICICI Bank	28.76	4750450	28.30	6884060	1.63%	2	1204.00	1207.20	-0.3%
HDFC Bank	60.64	1139175	60.20	1760021	0.73%	3	1692.41	1618.15	4.6%

GDR's (US\$)

	Prices	Prev. Close	Change	Var %
L&T	44.40	43.50	0.9	2.1%
RIL	71.80	71.00	0.8	1.1%
SBI	102.00	101.00	1.0	1.0%

US Economy Data

	Current	Previous
Inflation (%) (YoY)	3.00%	3.30%
Unemployment (%)	4.10%	4.00%

Interest Rate (%)

	Current	Previous
Fed Rate	5.50%	5.50%

US GDP

	Q1CY24	Q4CY23
Growth (QoQ Annualized)	2.80%	1.40%

China Economy Data

	Current	Previous
GDP	4.70%	5.30%
Inflation – CPI (%)	0.20%	0.30%

Economic Calendar

	Date
Indian GDP Data	30 Aug
Indian Inflation Data CPI	12 Aug
Indian Inflation Data WPI	14 Aug
Indian Monetary Policy	08 Aug
India's Industrial Production (IIP)	12 Aug
US Inflation Data	14 Aug
US GDP	30 Aug
US Unemployment Data	02 Aug
US Fed Rate	31 Jul
China GDP	18 Oct
China Inflation Data	9 Aug

Event Update

Name	Date	Purpose
Automotive Axles Ltd.	29-07-24	Rs.32.00 per share(320%)Final Dividend
D.B. Corp Ltd.	29-07-24	Rs.7.00 per share(70%)Interim Dividend
EIH Associated Hotels Ltd.	29-07-24	Rs.6.00 per share(60%)Final Dividend
Info Edge (India) Ltd.	29-07-24	Rs.12.00 per share(120%)Final Dividend
Aurobindo Pharma Ltd.	30-07-24	Buy Back of Shares
Brigade Enterprises Ltd.	30-07-24	Rs.2.00 per share(20%)Final Dividend
Fidel Softech Ltd.	30-07-24	Dividend
Pecos Hotels and Pubs Ltd.	30-07-24	Rs.3.00 per share(30%)Final Dividend
Standard Industries Ltd.	30-07-24	Rs.0.55 per share(11%)Final Dividend
Aarti Pharmalabs Ltd.	31-07-24	Rs.1.00 per share(20%)Final Dividend
Centum Electronics Ltd.	31-07-24	Rs.3.00 per share(30%)Final Dividend
CRISIL Ltd.	31-07-24	Rs.8.00 per share(800%)Second Interim Dividend
DLF Ltd.	31-07-24	Rs.5.00 per share(250%)Final Dividend
EIH Ltd.	31-07-24	Rs.1.20 per share(60%)Final Dividend
IRB InvIT Fund	31-07-24	Income Distribution (InvIT)
Kamdhenu Ltd.	31-07-24	Rs.2.00 per share(20%)Final Dividend
Panorama Studios International Ltd.	31-07-24	Stock Split from Rs.10/- to Rs.2/-
SRF Ltd.	31-07-24	Rs.3.60 per share(36%)First Interim Dividend
Aditya Birla Sun Life AMC Ltd.	01-08-24	Rs.13.50 per share(270%)Final Dividend
Oberoi Realty Ltd.	01-08-24	Rs.2.00 per share(20%)Interim Dividend
Tasty Bite Eatables Ltd.	01-08-24	Rs.2.00 per share(20%)Final Dividend
Tips Industries Ltd.	01-08-24	Rs.2.00 per share(200%)Interim Dividend
Ajmera Realty & Infra India Ltd.	02-08-24	Rs.4.00 per share(40%)Final Dividend

Bulk Deal As On 26/07/24

BSE					
Security Code	Security Name	Client Name	Deal	Quantity	Price
538351	AFEL	KAUSHAL HITESHBAI PARIKH	S	87562	15.03
538351	AFEL	SANGHVI MAHAVEERKUMAR	B	100000	15.03
543941	AHASOLAR	MANSI SHARE & STOCK ADVISORS PRIVATE LIMITED	B	16000	511.9
535916	ALSL	MONICA RAMESH SHAH	S	200000	82.07
532931	BURNPUR	CAMELLIA TRADEX PRIVATE LIMITED	B	748059	9.14
539598	CGFL	JR SEAMLESS PRIVATE LIMITED	S	9116	168.65
539598	CGFL	JR SEAMLESS PRIVATE LIMITED	B	70419	157.08
534758	CIGNITITEC	ICICI PRUDENTIAL MUTUAL FUND A/C - ICICI PRUDENTIAL TECHNOLOGY FUND	B	225000	1364.92
543172	COSPOWER	OSWALD ROSARIO DSOUZA	S	8000	301
543378	CWD	SANJAY POPATLAL JAIN HUF	S	21100	885.9
543378	CWD	WAJID AHMED	B	21100	885.9
531035	ERAAYA	SNEHA GARG	S	161597	798.12
531035	ERAAYA	VISHAL JAI KUMAR GARG	S	97339	799.47
540190	FRANKLININD	SAHASTRAA ADVISORS PRIVATE LIMITED	S	1400000	3.42
544199	GEMENVIRO	SAHASTRAA ADVISORS PRIVATE LIMITED	S	120000	264.94
544199	GEMENVIRO	SAHASTRAA ADVISORS PRIVATE LIMITED	B	59200	265.54
543538	GOEL	SHERWOOD SECURITIES PVT LTD	S	28000	172.92
531913	GOPAIST	SUMANCHEPURI	B	27527	7.74
530663	GOYALASS	VANDANATIWARI	S	747666	2.01
513337	GUJTLM	MULTIPLIER SHARE & STOCK ADVISORS PRIVATE LIMITED	S	800000	14.82
500449	HOCL	CHOKSI COLOURS PVT LTD	B	348240	60.69
539449	IGCIL	RACHANANILESHMEHTA	B	16000	36.22
539449	IGCIL	UDAY R SHAH HUF	S	59228	36.55
539449	IGCIL	VARSHAACHYUTKUMARMODI	S	14269	36.22
542924	JANUSCORP	SAGAR FARKIYA	B	98000	7.09
542924	JANUSCORP	SHAILESHDUTT	S	84000	7.11
526001	JAUSPOL	LOKESH MAKRANI	B	29870	8.79
543286	JETMALL	BHARAT	S	42000	8.56
535730	KHOOSURAT	KATYAYANI TRADELINK PRIVATE LIMITED	S	43200000	1.87
540360	LLFICL	SKSE SECURITIES LIMITED CORP CM/TM PROP A/C	S	536660	3.4
506734	MYSORPETRO	NANGALIA TRADERS PRIVATE LIMITED	S	40000	207.97
543578	OLATECH	AMITKUMARSINGH	S	23125	162.48
531512	ORIENTTR	DAMINI COMMOALES LLP	S	66297	14.25
531512	ORIENTTR	DAMINI COMMOALES LLP	B	15474	14.1
539889	PARAGMILK	NORTH STAR OPPORTUNITIES FUND VCC-BULL VALUE INCORPORAT	B	1765691	199
539889	PARAGMILK	SIXTH SENSE INDIA OPPORTUNITIES 11	S	1786886	199
519359	POONADAL	SHAH DIPAK KANAYALAL	B	32000	83.55
530095	PRADHIN	GREEN PEAKS ENTERPRISES LLP	S	5602	40.64
530095	PRADHIN	GREEN PEAKS ENTERPRISES LLP	B	27530	40.64
530095	PRADHIN	SETU SECURITIES PVT. LTD.	S	33809	40.64
536659	PVINFRA	CTIL MEDIA PRIVATE LIMITED	S	142000	16.83
536659	PVINFRA	CTIL MEDIA PRIVATE LIMITED	B	923	16.58
543285	RCAN	TIRUPATI FINCORP LIMITED	S	85000	157.64
543285	RCAN	YASH BIPINBHAI NATHWANI (HUF)	B	53000	157.4
533285	RDBRIL	FAITHFUL VANIJYA PRIVATE LIMITED	S	477000	192.5
544217	SANSTAR	IRAGE BROKING SERVICES LLP	S	1143249	116.78
544217	SANSTAR	IRAGE BROKING SERVICES LLP	B	1273364	118.35
544217	SANSTAR	MANSI SHARE & STOCK ADVISORS PRIVATE LIMITED	S	236948	127.39
544217	SANSTAR	MANSI SHARE & STOCK ADVISORS PRIVATE LIMITED	B	1356511	127.18

531893	SAWABUSI	MALANI WEALTH ADVISORS PRIVATE LIMITED	S	3300000	0.63
540786	SHARIKA	MULTIPLIER SHARE & STOCK ADVISORS PRIVATE LIMITED	S	225008	31.84
539584	SIPTL	M GANESHBABU	S	800000	0.78
532784	SOBHA	ADITYA BIRLA SUN LIFE MUTUAL FUND	B	1232839	1809.82
532784	SOBHA	ANAMUDI REAL ESTATES LLP	S	4737548	1810.44
532784	SOBHA	INVESCO MUTUAL FUND	B	497233	1810.05
532784	SOBHA	MIRAE ASSET MUTUAL FUND	B	579781	1810.05
538923	SOFCOM	KAILASHBEN ASHOKKUMAR PATEL	B	21000	37.34
539217	SRESTHA	MOPPINGTOPPING TRADING PRIVATE LIMITED	S	4910000	2.56
539217	SRESTHA	PHAGUN ENTERPRISES PRIVATE LIMITED	S	10292376	2.53
539217	SRESTHA	TUMPKINSHARP TRADING PRIVATE LIMITED	S	9488000	2.56
540914	SRUSTEELS	GRISHMABEN GAURANGBHAI DAGLI	S	65000	12.53
540914	SRUSTEELS	GRISHMABEN GAURANGBHAI DAGLI	B	65000	11.89
540914	SRUSTEELS	JAI VINAYAK SECURITIES	S	175275	13.57
540914	SRUSTEELS	JAI VINAYAK SECURITIES	B	211518	13.61
540914	SRUSTEELS	JANAKI RAMAN SUNDAR VIGNESH	B	132000	13.65
540914	SRUSTEELS	SAROJ GUPTA	B	750000	13.63
540914	SRUSTEELS	SUMANCHEPURI	S	192001	13.58
540914	SRUSTEELS	SUSHIL KUMAR YADAV	S	371800	13.65
543274	SUUMAYA	VATSALKUMAR PRAVINCHANDRA PATEL	S	191700	4
544214	THREEMPAPE	JITENDRA MULARAM CHOUDHARY	S	118000	69.01
542765	TRANSPACT	BHAGYESH JINESH SHAH	S	2000	348
542765	TRANSPACT	BHAGYESH JINESH SHAH (HUF)	S	8000	348
542765	TRANSPACT	CONSOLIDATED SPECIALITY SERVICES PRIVATE LIMITED	B	25000	346.9
542765	TRANSPACT	PURAV JINESH SHAH	S	13000	343.58
542765	TRANSPACT	YELLOWSTONE VENTURES LLP	S	2500	347
542765	TRANSPACT	YELLOWSTONE VENTURES LLP	B	2500	325
539040	TTIL	ANISA ALNASIR GILANI	S	145991	23.21
512175	VAMA	CAMELLIA TRADEX PRIVATE LIMITED	S	331376	10.28
512175	VAMA	MULTIPLIER SHARE & STOCK ADVISORS PRIVATE LIMITED	B	400000	10.28
539291	VASUDHAGAM	HEMA JAYPRAKASH BHAVSAR	S	15197	26.39
539291	VASUDHAGAM	HEMA JAYPRAKASH BHAVSAR	B	174410	26.14
539291	VASUDHAGAM	JIGAR MUKESHBHAI SHAH	B	100350	24.28
539291	VASUDHAGAM	SANJAY DATTARAM KHANVILKAR	B	207699	26.05
538382	WESTLEIRES	GUTTIKONDA VARA LAKSHMI	B	112787	154.73
538382	WESTLEIRES	NEW LEAINA INVESTMENTS LIMITED	S	111056	154.52

NSE

Security Code	Security Name	Client Name	Deal	Quantity	Price
AJOONI	Ajooni Biotech Limited	GADARA POONAM	BUY	900400	7.07
ANTGRAPHIC	Antarctica Graphics Ltd	AZH CONSULTANTS LLP	SELL	2670134	1.87
ARIHANTACA	Arihant Academy Limited	SHAH MEENA R	SELL	64800	149.96
ATAM	Atam Valves Limited	AMIT JAIN	SELL	305000	188.33
ATAM	Atam Valves Limited	CORE4 MARCOM PRIVATE LIMITED	BUY	100000	188.34
ATAM	Atam Valves Limited	NIRAJ RAJNIKANT SHAH	BUY	73000	188.32
BURNPUR	Burnpur Cement Limited	CAMELLIA TRADEX PRIVATE LIMITED	BUY	792948	9.08
CIGNITITEC	Cigniti Technologies Ltd	ICICI PRUDENTIAL MUTUAL FUND A/C - ICICI PRUDENTIAL TECHNOLO	BUY	225000	1364.99
CMMIPL	CMM Infracore Limited	INDU BALA	BUY	96000	2.3
CREST	Crest Ventures Limited	VERNALIS CAPITAL PVT LTD	SELL	405000	450
CYBERTECH	Cybertech Systems & Softw	ASHOK POPATLAL SHAH	SELL	204273	205
DCW	DCW Ltd	WINRO COMMERCIAL INDIA LIMITED	BUY	2910216	60.01
GANGAFORGE	Ganga Forging Limited	SWETSAM STOCK HOLDING PRIVATE LIMITED	SELL	816680	7.25
GSTL-RE	Globesecure Technologies	KASHVI TELEVISION STUDIOS LLP	SELL	34500	2.5
GVKPIL	GVK Power & Infrastructur	MULTIPLIER SHARE & STOCK ADVISORS PRIVATE LIMITED	BUY	15000000	6.68
INDBANK	Indbank Merchant Banking	SINGHAL SECURITIES PRIVATE LIMITED	BUY	426500	57
JHS	JHS Svendgaard Laboratori	ZAVERI FINSTOCK PVT. LTD.	SELL	518699	21.85
KATARIA	Kataria Industries Ltd	CINCO STOCK VISION LLP	SELL	642000	211.03
KATARIA	Kataria Industries Ltd	MANSI SHARE AND STOCK ADVISORS PVT LTD	BUY	196800	193.93
MACOBSTECH	Macobs Technologies Ltd	JITENDRA BABUBHAI PAREKH	BUY	60800	100.92
MACOBSTECH	Macobs Technologies Ltd	MOUNTAIN VENTURES	SELL	49600	99.35
MACOBSTECH	Macobs Technologies Ltd	SPRING VENTURES	SELL	49600	100.09
MMP	MMP Industries Limited	MASSACHUSETTS INSTITUTE OF TECHNOLOGY	SELL	500000	303.18
MMP	MMP Industries Limited	PROFITGATE CAPITAL SERVICES LLP	BUY	300000	303
ORTINLAB	Ortin Laboratories Ltd	RAKESH .	BUY	63237	22.33
ROUTE	ROUTE MOBILE LIMITED	PROXIMUS OPAL	SELL	1224376	1656.6
ROUTE	ROUTE MOBILE LIMITED	SOCIETE GENERALE	BUY	339046	1652.2
SARTELE	Sar Televenture Limited	ASTON MULTITRADE PRIVATE LIMITED	SELL	185500	232.92
SATIPOLY	Sati Poly Plast Limited	MULTIPLIER SHARE & STOCK ADVISORS PRIVATE LIMITED	SELL	30000	218.7
SILLYMONKS	Silly Monks Entertain Ltd	PRAGNESH ROHITKUMAR PANDYA	SELL	115000	21.92
TUNWAL	Tunwal E-Motors Limited	GIRIJADHAVA VYAPAAR PRIVATE LIMITED	SELL	1088000	53.69
TUNWAL	Tunwal E-Motors Limited	MANSI SHARE AND STOCK ADVISORS PVT LTD	BUY	600000	52.2

Disclosure:

Research Reports that are published by Nirmal Bang Securities Private Limited (hereinafter referred to as "NBSPL") are for private circulation only. NBSPL is a registered Research Analyst under SEBI (Research Analyst) Regulations, 2014 having Registration no. INH000001766. NBSPL is also a registered Stock Broker with National Stock Exchange of India Limited, BSE Limited, Metropolitan Stock Exchange of India Limited, Multi Commodity Exchange of India Limited and , National Commodity and Derivative Exchange Limited in Capital Market , Equity and Commodities derivatives segments and Currency Derivatives Segment .

NBSPL has other business divisions with independent research teams separated by Chinese walls, and therefore may, at times, have different or contrary views on stocks and markets.

NBSPL or its associates have not been debarred / suspended by SEBI or any other regulatory authority for accessing / dealing in securities Market since last 20 years. NBSPL, its associates or analyst or his relatives do not hold any financial interest (Except Investment) in the subject company. NBSPL or its associates or Analyst do not have any conflict or material conflict of interest at the time of publication of the research report with the subject company. NBSPL or its associates or Analyst or his relatives may or may not hold beneficial ownership of 1% or more in the subject company at the end of the month immediately preceding the date of publication of this research report.

NBSPL or its associates / analyst has not received any compensation / managed or co-managed public offering of securities of the company covered by Analyst during the past twelve months. NBSPL or its associates have not received any compensation or other benefits from the company covered by Analyst or third party in connection with the research report. Analyst has not served as an officer, director or employee of Subject Company. NBSPL / analyst has not been engaged in market making activity of the subject company.

Analyst Certification: The research analysts and authors of these reports, hereby certify that the views expressed in this research report accurately reflects my/our personal views about the subject securities, issuers, products, sectors or industries. It is also certified that no part of the compensation of the analyst(s) was, is, or will be directly or indirectly related to the inclusion of specific recommendations or views in this research. The analyst(s) principally responsible for the preparation of this research report and has taken reasonable care to achieve and maintain independence and objectivity in making any recommendations.

Disclaimer:

The Research Report is for the personal information of the authorized recipient and does not construe to be any investment, legal or taxation advice. NBSPL is not soliciting any action based upon it. Nothing in the research report shall be construed as a solicitation to buy or sell any security or product, or to engage in or refrain from engaging in any such transaction. In preparing the research report, we did not take into account the investment objectives, financial situation and particular needs of the reader.

The research report has been prepared for the general use of the clients of NBSPL and must not be copied, either in whole or in part, or distributed or redistributed to any other person in any form. If you are not the intended recipient you must not use or disclose the information in the research report in any way. Though disseminated to all the customers simultaneously, not all customers may receive the research report at the same time. NBSPL will not treat recipients as customers by virtue of their receiving the research report. The research report is not directed or intended for distribution to or use by any person or entity resident in a state, country or any jurisdiction, where such distribution, publication, availability or use would be contrary to law, regulation or which would subject NBSPL & its group companies to registration or licensing requirements within such jurisdictions.

The report is based on the information obtained from sources believed to be reliable, but we do not make any representation or warranty that it is accurate, complete or up-to-date and it should not be relied upon as such. We accept no obligation to correct or update the information or opinions in it. NBSPL or any of its affiliates or employees shall not be in any way responsible for any loss or damage that may arise to any person from any inadvertent error in the information contained in the research report. NBSPL or any of its affiliates or employees do not provide, at any time, any express or implied warranty of any kind, regarding any matter pertaining to this report, including without limitation the implied warranties of merchantability, fitness for a particular purpose, and non-infringement. The recipients of the research report should rely on their own investigations.

This information is subject to change without any prior notice. NBSPL reserves its absolute discretion and right to make or refrain from making modifications and alterations to this statement from time to time. Nevertheless, NBSPL is committed to providing independent and transparent recommendations to its clients, and would be happy to provide information in response to specific client queries.

Before making an investment decision on the basis of research report, the reader needs to consider, with or without the assistance of an adviser, whether the advice is appropriate in light of their particular investment needs, objectives and financial circumstances. There are risks involved in securities trading. The price of securities can and does fluctuate, and an individual security may even become valueless. International investors are reminded of the additional risks inherent in international investments, such as currency fluctuations and international stock market or economic conditions, which may adversely affect the value of the investment. Opinions expressed are subject to change without any notice. Neither the company nor the director or the employees of NBSPL accept any liability whatsoever for any direct, indirect, consequential or other loss arising from any use of the research report and/or further communication in relation to the research report. Here it may be noted that neither NBSPL, nor its directors, employees, agents or representatives shall be liable for any damages whether direct or indirect, incidental, special or consequential including lost revenue or lost profit that may arise from or in connection with the use of the information contained in the research report.

Copyright of this document vests exclusively with NBSPL.

Our reports are also available on our website

Registration granted by SEBI and certification from NISM in no way guarantee performance of NBSPL or provide any assurance of returns to investors.

Nirmal Bang Research (Division of Nirmal Bang Securities Pvt. Ltd.)

B-2, 301/302, Marathon Innova,
Opp. Peninsula Corporate Park
Off. Ganpatrao Kadam Marg
Lower Parel(W), Mumbai-400013
Board No. : 91 22 6723 8000/8001
Fax. : 022 6723 8010